







# FINAL WOMEN TUM

Rk	Name	#	Country	P	E	D	P	Score	Total
1	KOROBEGINIKOVA Anna	1661	 RUS	1	25,800	9,8		35,600	<b>70,300</b>
				2	26,800	7,9		34,700	
2	PEETERS Tachina	19702	 BEL	1	26,500	6,6		33,100	<b>66,300</b>
				2	26,900	6,3		33,200	
3	CHEN Ling	42450	 CHN	1	25,300	6,3	0,2	31,400	<b>64,700</b>
				2	26,500	7,0	0,2	33,300	
4	CALLON Lea	24796	 FRA	1	26,200	7,1		33,300	<b>63,600</b>
				2	25,900	4,4		30,300	
5	PINTO Raquel	14243	 POR	1	25,900	6,5		32,400	<b>62,000</b>
				2	25,000	4,6		29,600	
6	WAMBOTE Emilie	19455	 FRA	1	25,600	6,3		31,900	<b>57,800</b>
				2	22,800	3,1		25,900	
7	HUANG Jingyi	36176	 CHN	1	25,800	6,2	0,2	31,800	<b>55,700</b>
				2	20,300	3,6		23,900	