

PRELIMINARS

MEN IND TRA

















Rk	Name	#	Country	P	E	D	T	HD	P	Score	Total
1	USHAKOV Dmitrii	66	RUS	1 18,800 2 17,400	6,9	18,600	9,45	53,750	61,840	115,590	Q
2	HANCHAROU Uladzislau	11666	BLR	1 19,100 2 17,100	5,6	18,850	9,35	52,900	61,245	114,145	Q
3	DONG Dong	8182	CHN	1 18,700 2 17,200	6,3	18,350	9,2	52,550	61,090	113,640	Q
4	TU Xiao	7409	CHN	1 18,900 2 17,300	6,2	18,010	9,55	52,660	60,890	113,550	Q
5	LIU Changxin	22491	CHN	1 18,000 2 17,000	5,7	18,510	9,5	51,710	61,165	112,875	
6	AZARIAN Sergei	6911	RUS	1 18,200 2 16,400	6,0	18,570	9,5	52,270	60,530	112,800	Q
7	ZHOU Jie	36175	CHN	1 19,000 2 16,500	5,7	18,665	9,35	52,715	59,935	112,650	
8	YUDIN Andrey	7319	RUS	1 18,500 2 16,200	5,9	18,870	9,2	52,470	59,940	112,410	
9	KISHI Daiki	6986	JPN	1 17,700 2 16,500	6,2	18,140	8,85	50,890	60,650	111,540	Q
10	SCHMIDT Dylan	13931	NZL	1 18,000 2 16,700	5,8	18,610	9,25	51,660	59,835	111,495	Q
11	HERNANDEZ RECALDE Angel	12117	COL	1 18,600 2 16,500	5,9	18,165	9,2	51,865	59,265	111,130	Q
12	BOUATTOU Alan	29359	FRA	1 18,400 2 16,900	5,0	18,265	9,3	50,965	59,270	110,235	R
13	MELNIK Mikhail	6907	RUS	1 18,900 2 14,900	5,6	18,745	9,1	52,345	57,855	110,200	
14	SAKAI Ryosuke	11902	JPN	1 17,800 2 16,100	5,8	17,800	9,2	50,600	59,465	110,065	R

PRELIMINARS

MEN IND TRA

















Rk	Name	#	Country	P	E	D	T	HD	P	Score	Total
15	BAILEY Nathan	7204	 GBR	1 18,300	5,7	18,250	9	51,250		109,455	
				2 15,000	17,1	17,055	9,05	58,205			
16	STRONG Luke	7201	 GBR	1 17,700	6,0	18,095	9,4	51,195		109,320	
				2 14,800	17,4	17,225	8,7	58,125			
17	MARTIN Jorge	17931	 ESP	1 17,300	5,7	18,740	9,2	50,940		109,215	
				2 15,600	15,0	17,975	9,7	58,275			
18	BYEDYEVKIN Dmytro	11272	 UKR	1 18,300	5,4	18,230	9,35	51,280		109,125	
				2 15,700	16,3	17,345	8,5	57,845			
19	ILIEV Georgi	7125	 BUL	1 17,000	5,2	18,460	9,15	49,810		109,120	
				2 16,100	16,0	17,460	9,75	59,310			
20	SONN Kyrylo	6587	 GER	1 18,600	5,8	18,495	9,35	52,245		109,040	
				2 15,200	15,8	16,845	8,95	56,795			
21	SANTOS Ricardo	6578	 POR	1 17,900	5,0	18,515	8,95	50,365		108,960	
				2 15,200	17,1	17,545	8,75	58,595			
22	CANNONE Flavio	4931	 ITA	1 16,900	6,2	17,850	9	49,950		108,890	
				2 16,300	15,9	17,090	9,65	58,940			
23	SOBAKAR Dmytro	10275	 UKR	1 18,200	6,0	17,335	9,7	51,235		108,630	
				2 15,300	16,2	16,695	9,2	57,395			
24	GOUZOU Pierre	22085	 FRA	1 17,600	5,4	17,550	9,45	50,000		108,360	
				2 16,200	16,2	16,710	9,25	58,360			
25	ILYINYKH Mikita	24165	 BLR	1 18,400	5,2	17,665	9,5	50,765		108,280	
				2 15,600	16,0	16,815	9,1	57,515			
26	DAVYDENKO Anton	10290	 UKR	1 17,300	5,6	17,840	9,2	49,940		107,745	
				2 15,400	16,2	16,855	9,35	57,805			
27	SMITH Oscar	10796	 SWE	1 17,400	5,0	17,960	9,7	50,060		107,010	
				2 15,300	15,6	16,850	9,2	56,950			
28	CALERO RAMON Alvaro	11780	 COL	1 17,000	6,0	17,995	8,6	49,595		106,825	
				2 14,800	16,0	17,230	9,2	57,230			

PRELIMINARS

MEN IND TRA

















Rk	Name	#	Country	P	E	D	T	HD	P	Score	Total
29	IVANOV Yasen	6697	 BUL	1	17,200	5,6	17,755	8,65		49,205	106,800
				2	15,100	16,9	16,845	8,75		57,595	
30	GEENS Joris	10662	 BEL	1	17,300	5,2	17,945	9,75		50,195	106,140
				2	14,300	16,0	16,745	8,9		55,945	
31	SOTOMURA Tetsuya	330	 JPN	1	18,300	5,0	16,970	9,5		49,770	106,130
				2	15,000	16,2	16,060	9,1		56,360	
32	VEGA David	24201	 ESP	1	17,000	6,0	17,300	9,25		49,550	105,640
				2	15,300	14,4	16,840	9,55		56,090	
33	LOPES Tiago	7039	 POR	1	17,400	5,4	18,275	9,05		50,125	105,625
				2	14,600	15,0	16,850	9,05		55,500	
34	ZHUK Artsiom	23907	 BLR	1	18,500	5,2	17,860	9,55		51,110	105,455
				2	14,100	15,6	16,495	8,15		54,345	
35	ALOI Dario	7412	 ITA	1	17,900	5,4	17,370	9,4		50,070	105,020
				2	15,500	14,6	16,150	8,7		54,950	
36	PROSTOROV Mykola	10295	 UKR	1	17,700	5,2	17,825	9,25		49,975	103,565
				2	13,900	14,5	16,340	8,85		53,590	
37	SOEHN Keegan	6507	 CAN	1	16,300	6,7	16,770	8,95		48,720	103,040
				2	14,300	15,1	16,170	8,75		54,320	
38	TEILLERS Roeland	22944	 NED	1	17,600	4,8	17,590	9,25		49,240	102,935
				2	13,700	15,0	15,895	9,1		53,695	
39	PROGIN Simon	23991	 SUI	1	16,800	5,6	17,810	9,55		49,760	102,750
				2	14,800	13,2	16,390	8,6		52,990	
40	LACHAVANNE Sebastien	19691	 SUI	1	17,300	5,4	16,800	9,15		48,650	101,920
				2	14,000	15,4	15,670	8,2		53,270	
41	FAROUX Josuah	13895	 FRA	1	17,800	5,6	17,910	8,85		50,160	101,675
				2	13,900	14,4	15,115	8,1		51,515	
42	HOLGERSSON Felix	29127	 SWE	1	16,600	5,2	17,055	8,9		47,755	101,290
				2	13,700	15,2	16,535	8,7	0,6	53,535	

PRELIMINARS

MEN IND TRA












Rk	Name	#	Country	P	E	D	T	HD	P	Score	Total
43	DEMMERS Jimmy	13133	 NED	1 17,600	5,0	17,750	9,05	49,400		51,840	101,240
				2 12,800	14,2	16,090	8,75				
44	MARTIN Andrew	15267	 CAN	1 14,600	5,6	16,665	9,1	45,965		53,370	99,335
				2 13,500	15,2	15,620	9,05				
45	SUELTA Adam	9136	 CZE	1 17,100	4,8	17,420	9	48,320		50,895	99,215
				2 12,700	13,5	16,045	8,65				
46	LUCIANI Stefano	24598	 ITA	1 15,100	5,4	17,125	8,6	46,225		52,965	99,190
				2 14,200	13,0	16,615	9,15				
47	PIUNOV Oleg	9807	 AZE	1 17,700	5,6	18,380	9,7	51,380		44,040	95,420
				2 12,000	11,7	13,290	7,05				
48	CRANHAM Jacob	15297	 CAN	1 15,900	6,2	16,955	8,7	47,755		45,875	93,630
				2 13,100	9,2	14,975	8,6				
49	DEBACKER Simon	15820	 BEL	1 17,300	6,0	17,690	9	49,990		38,790	88,780
				2 9,600	11,5	11,790	5,9				
50	RABTSAU Aleh	11670	 BLR	1 18,200	5,9	18,150	9,65	51,900		34,235	86,135
				2 9,100	9,7	10,485	5,35	0,4			
51	ZAKRZEWSKI Artur	11345	 POL	1 11,100	0,0	10,955	5,6	27,655		57,245	84,900
				2 14,300	17,1	17,395	8,45				
52	MORANTE Allan	18060	 FRA	1 18,000	5,9	18,930	9,1	51,930		30,545	82,475
				2 8,000	9,1	8,945	4,5				
53	JAWORSKI Lukasz	10705	 POL	1 18,200	5,8	17,965	9,25	51,215		28,865	80,080
				2 7,300	8,4	9,015	4,65	0,5			
54	AGHAMIROV Ruslan	23427	 AZE	1 17,300	5,1	17,835	9,5	49,735		29,405	79,140
				2 7,600	8,6	8,605	4,6				
55	PONCE Jaime	6680	 ESP	1 14,000	2,5	14,090	6,8	37,390		28,355	65,745
				2 8,200	7,2	8,805	4,15				
56	SOEHN Kyle	6123	 CAN	1 16,000	5,8	17,210	8,95	47,960		17,245	65,205
				2 4,600	5,1	5,145	2,4				

PRELIMINARS

MEN IND TRA



Rk	Name	#	Country	P	E	D	T	HD	P	Score	Total
57	GRISHUNIN Ilya	6909	 AZE	1	18,200	5,4	18,655	8,85		51,105	63,210
				2	2,900	4,0	3,705	1,5		12,105	
58	TORRAS Marc	21287	 ESP	1	16,500	5,4	16,485	9		47,385	58,980
				2	3,000	3,4	3,495	1,7		11,595	
59	ABREU Diogo	7045	 POR	1	17,800	5,8	18,460	8,7		50,760	56,450
				2	1,600	2,2	1,890	0		5,690	
60	LENOIR Loic	17907	 BEL	1	17,500	5,4	17,835	9,15		49,885	56,200
				2	1,600	2,0	1,815	0,9		6,315	
61	AABERG Maans	9750	 SWE	1	12,500	1,1	13,075	6,25		32,925	50,500
				2	4,500	5,1	5,425	2,55		17,575	
62	HOP Samuel	13084	 NED	1	17,200	3,2	16,825	9	2,0	44,225	50,465
				2	1,600	2,0	1,740	0,9		6,240	
63	MUNETOMO Ginga	11911	 JPN	1	1,600	2,2	1,925	0,9		6,625	42,580
				2	9,200	10,7	10,755	5,3		35,955	
64	KOSHKADZE Tengizi	1286	 GEO	1	12,900	1,3	13,485	5,9		33,585	39,125
				2	1,600	2,0	1,940	0		5,540	
65	NORDFORS Jonas	6632	 SWE	1	2,700	3,4	3,435	1,6		11,135	23,285
				2	3,000	3,8	3,600	1,75		12,150	