







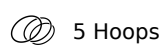
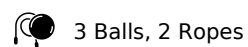
All-Around Results

Rank	Name	NOC Code					Total	
			D E	Total Rk. Pen.	D E	Total Rk. Pen.		
1	RUSSIAN FEDERATION	RUS	14.4 8.100	22.50 0.000	2	12.9 8.400	21.12 0.000	43.625
2	ITALY	ITA	13.4 8.400	21.80 0.000	3	12.7 8.400	21.10 0.000	42.900
3	BULGARIA	BUL	14.3 8.800	23.10 0.000	1	12.1 7.150	18.65 0.600	41.750
4	UKRAINE	UKR	13.5 7.550	21.05 0.000	4	12.3 6.400	18.70 0.000	39.750
5	SPAIN	ESP	11.6 7.600	19.20 0.000	5	10.5 7.350	17.85 0.000	37.050
6	BELARUS	BLR	11.3 7.450	18.75 0.000	6	11.1 6.300	17.40 0.000	36.150
7	AZERBAIJAN	AZE	11.8 6.000	17.20 0.600	10	11.2 7.300	18.50 0.000	35.700
8	ESTONIA	EST	11.4 6.750	18.15 0.000	7	10.3 6.300	16.60 0.000	34.750
9	FINLAND	FIN	12.1 5.750	17.55 0.300	9	10.9 6.250	17.15 0.000	34.700
10	FRANCE	FRA	10.6 6.500	17.10 0.000	11	10.6 6.150	16.67 0.300	33.775
11	POLAND	POL	11.2 6.700	17.90 0.000	8	9.8 5.850	15.65 0.000	33.550



All-Around Results

Rank	Name	NOC Code					Total		
			D E	Total Rk. Pen.	D E	Total Rk. Pen.			
12	HUNGARY	HUN	10.4 5.800	16.20 0.000	12	9.4 6.300	15.70 0.000	13	31.900
13	SWITZERLAND	SUI	9.6 5.900	15.50 0.000	14	10.1 6.200	16.30 0.000	12	31.800
14	LATVIA	LAT	9.4 6.300	15.70 0.000	13	9.2 4.500	13.65 0.050	15	29.350
15	SLOVENIA	SLO	9.0 6.100	15.10 0.000	15	8.5 4.600	13.10 0.000	16	28.200
16	ISRAEL	ISR	8.7 3.100	11.50 0.300	17	10.0 6.550	16.55 0.000	11	28.050
17	GREECE	GRE	8.8 5.350	14.15 0.000	16	8.6 2.400	11.00 0.000	18	25.150
18	AUSTRIA	AUT	7.4 3.850	10.95 0.300	18	7.3 3.850	11.15 0.000	17	22.100
19	NORWAY	NOR	6.7 4.050	10.75 0.000	19	5.4 2.850	8.250 0.000	19	19.000

LEGEND

E Execution

D Difficulty

Rk. Ranking

Pen Penalty