



















































RESULTS  
SENIORS

Rank	Name	NOC Code		D	E1	E2	E3	E4	E5	E6	E Score	Pen.	Total	Rank by App.
<b>1</b>	DE JESUS DOS SANTOS Mélanie (2000)	FRA		5.400	9.10	9.00	8.90	9.00			9,000		<b>14.400</b>	(2)
				6.000	8.50	8.30	8.30	8.30			8,300		<b>14.300</b>	(1)
				5.300	8.10	8.10	7.80	7.60			7,950		<b>13.250</b>	(3)
				5.400	7.80	8.00	7.80	8.00			7,900	-0.30	<b>13.000</b>	(1)
<hr/>														
<b>2</b>	CHARPY Lorette (2001)	FRA		4.600	9.20	9.20	9.20	9.30			9,200		<b>13.800</b>	(6)
				5.800	7.70	7.50	7.50	7.60			7,550		<b>13.350</b>	(2)
				5.500	7.80	7.50	8.50	7.90			7,850		<b>13.350</b>	(2)
				4.800	7.70	7.50	7.40	7.50			7,500	-0.10	<b>12.200</b>	(9)
<hr/>														
<b>3</b>	SCHAEFER Pauline (1997)	GER		4.400	9.20	9.20	9.10	9.20			9,200		<b>13.600</b>	(7)
				4.900	8.50	8.20	8.10	8.20			8,200		<b>13.100</b>	(3)
				5.400	7.90	7.90	7.80	7.80			7,850		<b>13.250</b>	(4)
				5.000	8.10	8.00	7.80	7.50			7,900	-0.30	<b>12.600</b>	(3)
<hr/>														
<b>4</b>	BUI Kim (1989)	GER		4.600	8.90	9.00	9.00	9.10			9,000		<b>13.600</b>	(9)
				5.600	7.50	7.30	7.30	7.40			7,350		<b>12.950</b>	(4)
				4.900	7.60	7.80	7.90	7.90			7,850		<b>12.750</b>	(6)
				5.200	7.70	7.80	7.60	7.20			7,650	-0.10	<b>12.750</b>	(2)
<hr/>														
<b>5</b>	KÄSLIN Ilaria (1997)	SUI		4.600	8.90	8.70	8.80	8.90			8,850		<b>13.450</b>	(10)
				4.900	7.90	7.90	8.20	8.10			8,000		<b>12.900</b>	(5)
				5.000	7.70	8.00	8.40	7.80			7,900	-0.10	<b>12.800</b>	(5)
				4.700	7.70	7.70	7.90	7.50			7,700	-0.10	<b>12.300</b>	(8)
<hr/>														
<b>6</b>	MEIER Leonie (2002)	SUI		4.600	9.10	8.90	8.90	9.20			9,000		<b>13.600</b>	(8)
				4.700	7.60	7.60	7.40	7.30			7,500		<b>12.200</b>	(7)
				4.900	7.50	7.30	7.20	7.60			7,400		<b>12.300</b>	(9)
				4.800	7.60	7.90	7.70	8.00			7,800		<b>12.600</b>	(4)
<hr/>														
<b>7</b>	BOYER Marine (2000)	FRA		4.600	9.30	9.30	9.30	9.40			9,300		<b>13.900</b>	(3)
				5.200	7.50	7.90	7.60	7.50			7,550		<b>12.750</b>	(6)
				5.900	7.70	7.70	8.10	8.40			7,900		<b>13.800</b>	(1)
				3.900	6.50	6.20	6.30	6.50			6,400	-0.30	<b>10.000</b>	(11)
<hr/>														
<b>8</b>	GRIESSER Leah (1998)	GER		4.000	8.90	8.40	8.40	8.60			8,500		<b>12.500</b>	(12)
				5.400	6.60	6.20	6.50	6.70			6,550		<b>11.950</b>	(9)
				5.000	7.70	7.50	8.10	7.70			7,700		<b>12.700</b>	(8)
				4.600	7.90	7.90	7.80	7.70			7,850		<b>12.450</b>	(6)

RESULTS

SENIORS

Rank	Name	NOC Code		D	E1	E2	E3	E4	E5	E6	E Score	Pen.	Total	Rank by App.
<b>9</b>	HOEFELE Emma (2001)	GER		4.600	9.40	9.30	9.30	9.10			9,300		<b>13.900</b>	(4)
				4.700	5.70	5.50	5.50	5.50			5,500		<b>10.200</b>	(13)
				4.900	6.50	6.40	6.60	6.50			6,500		<b>11.400</b>	(11)
				4.500	7.80	8.00	7.80	8.00			7,900		<b>12.400</b>	(7)
				<b>TOTAL :</b>		<b>47.900</b>								
<b>10</b>	SIEGENTHALER Stefanie (1998)	SUI		4.600	7.90	8.10	8.10	8.00			8,050		<b>12.650</b>	(11)
				4.400	6.50	6.80	6.60	6.60			6,600		<b>11.000</b>	(11)
				4.700	7.40	7.40	7.40	7.20			7,400		<b>12.100</b>	(10)
				4.100	7.00	7.00	6.90	7.30			7,000		<b>11.100</b>	(10)
				<b>TOTAL :</b>		<b>46.850</b>								
<b>11</b>	VOSS Sarah (1999)	GER		5.400	8.60	8.90	9.00	8.50			8,750	-0.30	<b>13.850</b>	(5)
				4.800	5.80	6.20	6.00	6.00			6,000		<b>10.800</b>	(12)
				5.300	7.40	7.40	7.60	7.50			7,450		<b>12.750</b>	(7)
				<b>TOTAL :</b>		<b>37.400</b>								
<b>12</b>	DEVILLARD Coline (2000)	FRA		5.800	8.70	8.70	8.70	8.80			8,700		<b>14.500</b>	(1)
				4.700	5.50	5.40	6.10	5.50			5,500		<b>10.200</b>	(13)
				5.000	7.60	7.70	7.60	7.30			7,600		<b>12.600</b>	(5)
				<b>TOTAL :</b>		<b>37.300</b>								
<b>13</b>	GENHART Lynn (2001)	SUI		5.300	6.70	6.80	6.70	6.40			6,700		<b>12.000</b>	(8)
				4.600	6.40	6.80	6.60	6.70			6,650	-0.10	<b>11.150</b>	(12)
				<b>TOTAL :</b>		<b>23.150</b>								
<b>14</b>	BOSSU Juliette (2000)	FRA		6.000	5.40	5.70	5.90	5.80			5,750		<b>11.750</b>	(10)
				<b>TOTAL :</b>		<b>11.750</b>								
<b>15</b>	STEINGRUBER Giulia (1994)	SUI		1.600	9.40	9.50	9.50	9.60			9,500	-6.50	<b>4.600</b>	(12)
				<b>TOTAL :</b>		<b>4.600</b>								