










































RESULTS
WOMEN'S BEAM QUALIF.




Rank	Bib	Name	NOC Code	D Score	E Score	Pen.	Total	
1	50	IODACHE Larisa Andreea	 ROU	6.700	8,300	15,000	15,000	
2	25	BOYER Marine	 FRA	5.900	8,350	14,250	14,250	
3	42	WEVERS Sanne	 NED	5.500	8,600	14,100	14,100	
4	31	VOSS Sarah	 GER	5.400	8,150	13,550	13,550	
5	27	FRAGAPANE Claudia	 GBR	5.300	7,950	13,250	13,250	
6	21	DE JESUS DOS SANTOS Melanie	 FRA	5.700	7,300	13,000	13,000	
7	4	DERWAELE Nina	 BEL	5.200	7,800	-0.10	12,900	12,900
8	13	HUSSEIN Farah	 EGY	5.000	7,850	12,850	12,850	
9	10	DEREK Ana	 CRO	4.500	8,300	12,800	12,800	
10	19	LEINONEN Maija	 FIN	4.700	8,050	12,750	12,750	
11	44	WEVERS Lieke	 NED	5.100	7,700	-0.10	12,700	12,700
12	17	PEREZ Ana	 ESP	4.900	7,650	12,550	12,550	
13	51	BELAK Teja	 SLO	4.500	8,000	12,500	12,500	
14	58	VARINSKA Diana	 UKR	4.900	7,500	12,400	12,400	
15	60	IARMOLENKO Valeriia	 UKR	5.300	7,150	-0.10	12,350	12,350
16	49	CRISAN Ioana	 ROU	5.200	7,000	12,200	12,200	
17	7	PARDO Valentina	 COL	4.900	7,150	12,050	12,050	
18	5	HERMANS Rune	 BEL	5.300	6,750	12,050	12,050	
19	35	KREMER Ofir	 ISR	4.100	7,900	12,000	12,000	
20	40	MORENO Jimena	 MEX	5.200	6,900	-0.10	12,000	12,000
21	54	HRIBAR Lucija	 SLO	4.400	7,400	11,800	11,800	
22	26	FENTON Georgia-Mae	 GBR	4.900	6,950	-0.10	11,750	11,750
23	56	MOKOSOVA Barbora	 SVK	5.000	6,750	11,750	11,750	
24	15	ELZEINY Sherine	 EGY	4.800	6,750	-0.10	11,450	11,450
25	48	PITREZ Mariana	 POR	4.700	6,350	11,050	11,050	
26	18	FERNANDEZ Nora	 ESP	5.200	5,800	11,000	11,000	
27	30	KROELL Carina	 GER	4.100	7,300	-0.50	10,900	10,900
28	8	ESCOBAR BETANCUR Ginna	 COL	4.400	6,500	10,900	10,900	





























RESULTS
WOMEN'S BEAM QUALIF.




Rank	Bib	Name	NOC Code	D Score	E Score	Pen.	Total
29	47	DIAS Beatriz	 POR	4.800	6,000		10,800
30	32	DEVAI Boglarka	 HUN	4.400	6,450	-0.10	10,750
31	45	BRAATEN Sofie	 NOR	4.600	6,150		10,750
32	12	PENA ABREU Yamilet	 DOM	4.300	6,500	-0.10	10,700
33	2	HAEMMERLE Elisa	 AUT	4.100	6,550		10,650
34	3	MAENNERSDORFER Marlies	 AUT	4.500	6,150		10,650
35	36	ALDAOUD Ruba	 JOR	4.000	6,050	-0.10	9,950
36	46	SKAATTUN Sofie	 NOR	4.700	5,200		9,900
37	55	KORPOVA Dominika	 SVK	3.200	6,650		9,850
38	34	GILADI Gaya	 ISR	4.700	4,750		9,450
39	37	EL KOUKHO Myriam	 MAR	3.700	4,500	-0.10	8,100

RESULTS
WOMEN'S FLOOR EXERCISE QUALIF.




Rank	Bib	Name	NOC Code	D Score	E Score	Pen.	Total
1	27	FRAGAPANE Claudia	 GBR	5.500	8,300		13,800
2	50	IODACHE Larisa Andreea	 ROU	5.500	8,200		13,700
3	21	DE JESUS DOS SANTOS Melanie	 FRA	5.200	8,150	-0.10	13,250
4	58	VARINSKA Diana	 UKR	5.200	7,950		13,150
5	49	CRISAN Ioana	 ROU	5.100	7,950		13,050
6	17	PEREZ Ana	 ESP	5.200	7,850		13,050
7	25	BOYER Marine	 FRA	5.100	7,900		13,000
8	5	HERMANS Rune	 BEL	4.800	8,150		12,950
9	10	DEREK Ana	 CRO	5.000	7,900		12,900
10	56	MOKOSOVA Barbora	 SVK	4.600	8,200		12,800
11	4	DERWAEL Nina	 BEL	5.000	7,750		12,750
12	32	DEVAI Boglarka	 HUN	5.200	7,550	-0.10	12,650
13	3	MAENNERSDORFER Marlies	 AUT	4.200	8,000		12,200
14	52	KYSSELEF Tjasa	 SLO	4.400	7,700		12,100
15	48	PITREZ Mariana	 POR	4.500	7,600		12,100
16	16	BECHDEJU Laura	 ESP	4.700	7,400		12,100
17	15	ELZEINY Sherine	 EGY	4.200	7,950	-0.10	12,050
18	12	PENA ABREU Yamilet	 DOM	4.700	7,300		12,000
19	60	IARMOLENKO Valeriia	 UKR	4.300	7,650		11,950
20	45	BRAATEN Sofie	 NOR	4.500	7,500	-0.10	11,900
21	6	ARDILA GARCIA Dayana	 COL	4.600	7,550	-0.30	11,850
22	36	ALDAOUD Ruba	 JOR	4.600	7,250		11,850
23	19	LEINONEN Maija	 FIN	4.300	7,500		11,800
24	47	DIAS Beatriz	 POR	4.500	7,300		11,800
25	1	MADER Jasmin	 AUT	4.200	7,450		11,650
26	46	SKAATTUN Sofie	 NOR	4.400	7,150		11,550
27	28	FOELLINGER Amélie	 GER	5.000	6,550		11,550
28	33	WEISS Shailee	 ISR	4.100	7,400		11,500





























RESULTS
WOMEN'S FLOOR EXERCISE QUALIF.




Rank	Bib	Name	NOC Code	D Score	E Score	Pen.	Total
29	54	HRIBAR Lucija	 SLO	4.100	7,100		11,200
30	29	TIMM Michelle	 GER	4.600	6,750	-0.30	11,050
31	11	POSCIC Ana	 CRO	4.300	6,700		11,000
32	14	SALEM Farah	 EGY	3.700	6,650		10,350
33	37	EL KOUKHO Myriam	 MAR	4.100	5,800		9,900
34	38	ZEMZAMI Chaimaa	 MAR	4.000	5,700		9,700
35	55	KORPOVA Dominika	 SVK	4.100	5,550	-0.10	9,550






RESULTS
WOMEN'S UNEVEN BARS QUALIF.




Rank	Bib	Name	NOC Code	D Score	E Score	Pen.	Total
1	4	DERWAEL Nina	 BEL	6.300	8,400	14,700	14,700
2	21	DE JESUS DOS SANTOS Melanie	 FRA	5.800	8,300	14,100	14,100
3	26	FENTON Georgia-Mae	 GBR	5.500	8,350	13,850	13,850
4	58	VARINSKA Diana	 UKR	5.900	7,950	13,850	13,850
5	50	IODACHE Larisa Andreea	 ROU	6.200	7,600	13,800	13,800
6	56	MOKOSOVA Barbora	 SVK	5.100	8,100	13,200	13,200
7	23	CHARPY Lorette	 FRA	5.400	7,700	13,100	13,100
8	5	HERMANS Rune	 BEL	5.300	7,750	13,050	13,050
9	27	FRAGAPANE Claudia	 GBR	4.900	8,000	12,900	12,900
10	29	TIMM Michelle	 GER	4.800	7,950	12,750	12,750
11	18	FERNANDEZ Nora	 ESP	5.100	7,650	12,750	12,750
11	42	WEVERS Sanne	 NED	5.100	7,650	12,750	12,750
13	57	ADLERTEG Jonna	 SWE	6.000	6,700	12,700	12,700
14	59	RADIVILOVA Angelina	 UKR	5.300	7,300	12,600	12,600
15	17	PEREZ Ana	 ESP	5.700	6,900	12,600	12,600
16	30	KROELL Carina	 GER	4.700	7,600	12,300	12,300
17	54	HRIBAR Lucija	 SLO	4.400	7,850	12,250	12,250
18	1	MADER Jasmin	 AUT	4.900	6,950	11,850	11,850
19	32	DEVAI Boglarka	 HUN	4.800	6,800	11,600	11,600
20	49	CRISAN Ioana	 ROU	4.900	6,700	11,600	11,600
21	39	CASTRO Nicolle	 MEX	4.800	7,000	11,500	11,500
22	15	ELZEINY Sherine	 EGY	4.900	6,600	11,500	11,500
23	40	MORENO Jimena	 MEX	5.000	6,350	11,350	11,350
24	19	LEINONEN Majja	 FIN	4.200	6,950	11,150	11,150
25	48	PITREZ Mariana	 POR	4.300	6,600	10,900	10,900
26	7	PARDO Valentina	 COL	4.400	6,500	10,900	10,900
27	12	PENA ABREU Yamilet	 DOM	4.300	6,450	10,750	10,750
28	20	MALIN Wilma	 FIN	4.200	6,500	10,700	10,700

RESULTS
WOMEN'S UNEVEN BARS FINAL




Rank	Bib	Name	NOC Code	D Score	E Score	Pen.	Total
29	45	BRAATEN Sofie	 NOR	4.000	6,500	10,500	10,500
30	47	DIAS Beatriz	 POR	3.600	6,550	10,150	10,150
31	13	HUSSEIN Farah	 EGY	5.100	5,350	10,150	10,150
32	37	EL KOUKHO Myriam	 MAR	4.400	5,300	9,700	9,700
33	55	KORPOVA Dominika	 SVK	3.900	5,300	9,200	9,200
34	2	HAEMMERLE Elisa	 AUT	4.000	5,000	9,000	9,000
35	46	SKAATTUN Sofie	 NOR	3.300	5,600	8,900	8,900
36	36	ALDAOUD Ruba	 JOR	3.000	4,700	7,400	7,400

RESULTS
WOMEN'S VAULT QUALIF.




Rank	Bib	Name	NOC Code	D Score	E Score	Pen.	Total
1	22	DEVILLARD Coline	 FRA	5.800	8,800	14,600	14,150
				5.400	8,400	13,700	
2	32	DEVAI Boglarka	 HUN	5.400	8,750	14,150	14,100
				5.200	8,850	14,050	
3	61	CHUSOVITINA Oksana	 UZB	4.400	8,750	13,150	13,450
				4.800	8,950	13,750	
4	12	PENA ABREU Yamilet	 DOM	5.400	8,050	13,350	13,450
				5.000	8,550	13,550	
5	31	VOSS Sarah	 GER	4.600	8,750	13,350	13,175
				4.600	8,400	13,000	
6	29	TIMM Michelle	 GER	4.600	9,050	13,650	12,950
				3.500	8,750	12,250	
7	9	KAJIC Ema	 CRO	4.600	8,400	12,900	12,925
				4.400	8,550	12,950	
8	1	MADER Jasmin	 AUT	4.600	8,650	13,250	12,825
				4.000	8,400	12,400	
9	52	KYSSELEF Tjasa	 SLO	4.800	7,450	12,250	12,750
				4.600	8,650	13,250	
10	33	WEISS Shailee	 ISR	4.600	8,500	13,100	12,700
				3.700	8,600	12,300	
11	36	ALDAOUD Ruba	 JOR	4.600	8,250	12,850	12,675
				4.200	8,300	12,500	
12	45	BRAATEN Sofie	 NOR	4.000	8,900	12,900	12,600
				3.700	8,600	12,300	
13	20	MALIN Wilma	 FIN	3.500	8,250	11,750	12,475
				4.200	9,000	13,200	
14	51	BELAK Teja	 SLO	4.000	7,700	11,700	12,225
				5.000	7,750	12,750	





























RESULTS
WOMEN'S VAULT FINAL




Rank	Bib	Name	NOC Code	D Score	E Score	Pen.	Total
15	38	ZEMZAMI Chaimaa	 MAR	4.000	8,350	12,350	12,200
				3.700	8,350	12,050	
16	7	PARDO Valentina	 COL	4.100	8,150	12,250	12,125
				4.000	8,000	12,000	
17	6	ARDILA GARCIA Dayana	 COL	5.000	7,100	12,000	12,000
				3.700	8,300	12,000	
18	19	LEINONEN Maija	 FIN	4.200	7,450	11,650	11,900
				3.700	8,450	12,150	
	21	DE JESUS DOS SANTOS Melanie	 FRA	5.400	8,650	14,050	DNF
				0.000	0,000	DNS	
	14	SALEM Farah	 EGY	4.000	8,450	12,450	DNF
				0.000	0,000	DNS	
	46	SKAATTUN Sofie	 NOR	3.700	8,450	12,150	DNF
				0.000	0,000	DNS	
	34	GILADI Gaya	 ISR	4.200	7,200	11,400	DNF
				0.000	0,000	DNS	

RESULTS
MEN'S FLOOR EXERCISE QUALIF.




Rank	Bib	Name	NOC Code	D Score	E Score	Pen.	Total
1	237	ZAPATA Rayderley Miguel	 ESP	6.400	8,500	-0.10	14,800
2	268	DOLGOPYAT Artem	 ISR	6.500	8,300		14,800
3	283	VERHOFSTAD Bram	 NED	5.900	8,500		14,400
4	310	PAKHNIUK Petro	 UKR	5.900	8,300		14,200
5	262	VEGA LOPEZ Jorge	 GUA	6.000	8,100		14,100
6	225	GONZALEZ Tomas	 CHI	5.900	8,100		14,000
7	309	VERNIAIEV Oleg	 UKR	6.400	7,600		14,000
8	292	DRAGULESCU Marian	 ROU	6.500	7,750	-0.30	13,950
9	241	SAARENKETO Heikki	 FIN	5.700	8,100		13,800
10	238	PLATA RODRIGUEZ Joel	 ESP	5.800	8,000		13,800
11	297	KLAVORA Rok	 SLO	5.700	8,050		13,750
12	296	COTUNA Vlad Bogdan	 ROU	5.800	7,950		13,750
13	242	SORAVUO Emil	 FIN	5.500	8,200		13,700
14	303	LIDBECK Filip	 SWE	5.500	8,100		13,600
15	243	BOULET Edgar	 FRA	6.000	7,900	-0.30	13,600
16	274	SATO Takumi	 JPN	6.200	7,250	-0.10	13,350
17	218	GENTGES Maxime	 BEL	5.400	8,200	-0.30	13,300
18	304	SOOS Christopher	 SWE	5.300	8,000		13,300
19	226	MARTINEZ MORENO Andres	 COL	5.600	7,750	-0.10	13,250
20	221	SHARAMKOU Yahor	 BLR	5.500	7,700		13,200
21	282	SCHMIDT Casimir	 NED	6.000	7,300	-0.10	13,200
22	289	BISHOP David	 NZL	5.200	8,000	-0.10	13,100
23	234	ELZAMZAMY Abdelrahman	 EGY	5.300	7,700		13,000
24	275	SUGINO Takaaki	 JPN	5.900	7,150	-0.10	12,950
25	210	COSTIN Scott	 AUS	5.000	7,900		12,900
26	204	VILLAFANE Daniel	 ARG	5.300	7,600		12,900
27	270	SOROKINE Michael	 ISR	4.900	8,250	-0.30	12,850
28	222	OEHRLEIN Ryan	 CAN	4.900	7,850		12,750

RESULTS
MEN'S FLOOR EXERCISE FINAL




Rank	Bib	Name	NOC Code	D Score	E Score	Pen.	Total
29	278	KUZMICKAS Tomas	LTU	5.700	6,900	-0.10	12,500
30	279	TVOROGAL Robert	LTU	5.400	7,050		12,450
30	264	BONCSER Krisztian	HUN	5.400	7,050		12,450
32	228	CALVO MORENO Jossimar Orlando	COL	5.600	7,100	-0.30	12,400
33	235	MOHAMED Omar	EGY	6.000	6,550	-0.30	12,250
34	302	MICHNAK Slavomir	SVK	4.400	7,650		12,050
35	220	SANUVONH Dzianis	BLR	5.500	6,850	-0.30	12,050
36	256	TANTALIDIS Antonios	GRE	6.000	6,300	-0.40	11,900
37	214	KATHAN Dirk	AUT	5.500	6,300		11,800
38	280	HOSSAINI Hamza	MAR	5.400	6,350		11,750
39	281	NASSER Abderrazak	MAR	4.700	6,950	-0.10	11,550
40	306	LEE Chih Kai	TPE	5.300	6,400	-0.20	11,500
41	272	ALSQOUR Adham	JOR	5.100	5,450		10,550
42	255	KONSTANTINIDIS Christoforos	GRE	5.400	5,500	-0.40	10,500
43	209	SWAN Gabriel	AUS	6.000	4,300	-0.10	10,200
44	217	VROLIX Jonathan	BEL	5.600	4,400	-0.10	9,900
45	291	CHAN Amos	NZL	3.900	5,850	-0.30	9,450
46	203	GUTIERREZ Franco	ARG	4.500	4,700	-0.60	8,600











RESULTS
MEN'S HORIZONTAL BAR QUALIF.




Rank	Bib	Name	NOC Code	D Score	E Score	Pen.	Total
1	276	TANAKA Yusuke	JPN	6.100	8,550		14,650
2	287	ZONDERLAND Epke	NED	6.000	8,450		14,450
3	232	SRBIC Tin	CRO	6.100	8,200		14,300
4	243	BOULET Edgar	FRA	6.200	8,050		14,250
5	284	DEURLOO Bart	NED	6.100	8,000		14,100
6	248	AUGIS Axel	FRA	5.900	8,100		14,000
7	254	BRETSCHNEIDER Andreas	GER	6.500	7,200		13,700
8	275	SUGINO Takaaki	JPN	5.600	8,050		13,650
9	278	KUZMICKAS Tomas	LTU	5.100	8,400		13,500
10	240	LOPEZ Ruben	ESP	5.600	7,850		13,450
11	267	VECSERNYES David	HUN	5.800	7,650		13,450
12	260	ILIOPOULOS Nikolaos	GRE	5.400	7,950		13,350
13	296	COTUNA Vlad Bogdan	ROU	5.900	7,450		13,350
14	309	VERNIAIEV Oleg	UKR	5.800	7,450		13,250
15	226	MARTINEZ MORENO Andres	COL	5.300	7,900		13,200
16	310	PAKHNIUK Petro	UKR	5.000	8,050		13,050
17	252	RITTSCHIK Ivan	GER	5.700	7,250		12,950
18	219	KUAVITA Noah	BEL	5.300	7,450		12,750
19	234	ELZAMZAMY Abdelrahman	EGY	5.500	7,250		12,750
20	279	TVOROGAL Robert	LTU	5.100	7,550		12,650
21	238	PLATA RODRIGUEZ Joel	ESP	5.800	6,800		12,600
22	203	GUTIERREZ Franco	ARG	4.900	7,650		12,550
23	218	GENTGES Maxime	BEL	5.200	7,300		12,500
24	289	BISHOP David	NZL	4.800	7,650		12,450
25	293	GROZA Andrei Loan	ROU	5.300	7,100		12,400
26	307	HSU Ping Chien	TPE	4.900	7,300		12,200
26	205	MARTINEZ ERAZUN Osvaldo	ARG	4.900	7,300		12,200
28	202	REGHIB Mohamed	ALG	5.400	6,800		12,200

RESULTS
MEN'S HORIZONTAL BAR FINAL




Rank	Bib	Name	NOC Code	D Score	E Score	Pen.	Total
29	228	CALVO MORENO Jossimar Orlando	 COL	5.300	6,850	12,150	12,150
30	220	SANUVONH Dzianis	 BLR	5.100	6,850	11,950	11,950
31	304	SOOS Christopher	 SWE	4.300	7,350	11,650	11,650
32	224	PATERSON Cory	 CAN	5.300	6,300	11,600	11,600
33	271	KORCHAK Ilan	 ISR	4.500	6,950	11,450	11,450
34	270	SOROKINE Michael	 ISR	4.700	6,750	11,450	11,450
35	231	KOVACEVIC Anton	 CRO	5.000	6,250	11,250	11,250
36	288	KOUDINOV Mikhail	 NZL	4.700	6,350	11,050	11,050
37	272	ALSQOUR Adham	 JOR	5.100	5,450	10,550	10,550
38	233	NIN REYES Audrys	 DOM	4.800	5,550	10,350	10,350














RESULTS
MEN'S PARALLEL BARS QUALIF.



Rank	Bib	Name	NOC Code	D Score	E Score	Pen.	Total
1	310	PAKHNIUK Petro	UKR	6.700	8,200	14,900	14,900
2	248	AUGIS Axel	FRA	6.100	8,650	14,750	14,750
3	309	VERNIAIEV Oleg	UKR	6.000	8,700	14,700	14,700
4	253	NGUYEN Marcel	GER	5.900	8,450	14,350	14,350
5	277	TAKEDA Kazuyuki	JPN	5.800	8,350	14,150	14,150
6	278	KUZMICKAS Tomas	LTU	5.500	8,600	14,100	14,100
7	279	TVOROGAL Robert	LTU	5.500	8,550	14,050	14,050
8	287	ZONDERLAND Epke	NED	5.900	8,100	14,000	14,000
8	296	COTUNA Vlad Bogdan	ROU	5.900	8,100	14,000	14,000
10	227	BOHORQUEZ Kristopher	COL	5.400	8,450	13,850	13,850
11	206	DAVTYAN Artur	ARM	4.500	9,300	13,800	13,800
12	288	KOUDINOV Mikhail	NZL	6.100	7,650	13,750	13,750
12	265	DUDAS Norbert	HUN	6.100	7,650	13,750	13,750
14	240	LOPEZ Ruben	ESP	5.600	8,100	13,700	13,700
15	286	RIJKEN Frank	NED	5.800	7,900	13,700	13,700
16	228	CALVO MORENO Jossimar Orlando	COL	6.200	7,500	13,700	13,700
17	234	ELZAMZAMY Abdelrahman	EGY	5.500	8,100	13,600	13,600
18	276	TANAKA Yusuke	JPN	5.400	8,050	13,450	13,450
19	238	PLATA RODRIGUEZ Joel	ESP	5.400	7,900	13,300	13,300
20	220	SANUVONH Dzianis	BLR	5.200	8,050	13,250	13,250
21	235	MOHAMED Omar	EGY	5.100	8,100	13,200	13,200
22	244	FRASCA Loris	FRA	5.600	7,600	13,200	13,200
23	280	HOSSAINI Hamza	MAR	4.900	8,200	13,100	13,100
24	219	KUAVITA Noah	BEL	5.500	7,600	13,100	13,100
24	293	GROZA Andrei Loan	ROU	5.500	7,600	13,100	13,100
26	270	SOROKINE Michael	ISR	4.800	8,200	13,000	13,000
27	205	MARTINEZ ERAZUN Osvaldo	ARG	5.300	7,650	12,950	12,950
28	271	KORCHAK Ilan	ISR	4.600	8,000	12,600	12,600





























RESULTS
MEN'S PARALLEL BARS QUALIF.



Rank	Bib	Name	NOC Code	D Score	E Score	Pen.	Total
29	224	PATERSON Cory	 CAN	5.200	7,400	12,600	12,600
30	306	LEE Chih Kai	 TPE	4.800	7,750	12,550	12,550
31	204	VILLAFANE Daniel	 ARG	5.200	7,350	12,550	12,550
32	233	NIN REYES Audrys	 DOM	5.800	6,700	12,500	12,500
33	218	GENTGES Maxime	 BEL	5.200	7,100	12,300	12,300
34	304	SOOS Christopher	 SWE	4.600	7,650	12,250	12,250
35	305	BROMAN William	 SWE	3.900	7,950	11,850	11,850
36	290	OCONNELL-INNS Jorden	 NZL	4.800	6,950	11,750	11,750
37	201	METIDJI Hillal	 ALG	5.100	6,550	11,650	11,650
38	307	HSU Ping Chien	 TPE	4.900	6,700	11,600	11,600
39	272	ALSQOUR Adham	 JOR	5.100	6,450	11,550	11,550
40	281	NASSER Abderrazak	 MAR	3.800	7,150	10,950	10,950
41	212	JONES Mitchell	 AUS	4.900	5,800	10,700	10,700

















RESULTS
MEN'S POMMEL HORSE QUALIF.



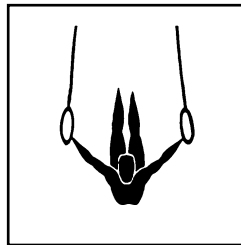
Rank	Bib	Name	NOC Code	D Score	E Score	Pen.	Total
1	245	TOMMASONE Cyril	 FRA	6.300	8,950	15,250	15,250
2	275	SUGINO Takaaki	 JPN	6.400	8,450	14,850	14,850
3	299	BERTONCELJ Saso	 SLO	6.100	8,650	14,750	14,750
4	302	MICHNAK Slavomir	 SVK	5.500	8,800	14,300	14,300
5	284	DEURLOO Bart	 NED	5.800	8,500	14,300	14,300
6	294	BATAGA Cristian Ioan	 ROU	6.000	8,200	14,200	14,200
7	211	SELLATHURAI Prashanth	 AUS	6.000	8,150	14,150	14,150
8	310	PAKHNIUK Petro	 UKR	5.900	8,200	14,100	14,100
9	206	DAVTYAN Artur	 ARM	5.800	8,250	14,050	14,050
10	230	VLAHEK Jakov	 CRO	5.500	8,450	13,950	13,950
11	228	CALVO MORENO Jossimar Orlando	 COL	6.300	7,650	13,950	13,950
12	268	DOLGOPYAT Artem	 ISR	5.500	8,350	13,850	13,850
13	306	LEE Chih Kai	 TPE	6.000	7,850	13,850	13,850
14	252	RITTSCHIK Ivan	 GER	6.400	7,450	13,850	13,850
15	229	SELIGMAN Robert	 CRO	5.800	7,950	13,750	13,750
16	249	TOBA Andréas	 GER	6.000	7,700	13,700	13,700
17	278	KUZMICKAS Tomas	 LTU	4.700	8,800	13,500	13,500
18	234	ELZAMZAMY Abdelrahman	 EGY	5.200	8,300	13,500	13,500
19	257	CHATZIEFSTATHIOU Georgios Christos	 GRE	5.800	7,700	13,500	13,500
20	285	DE VRIES Boudewijn	 NED	6.000	7,500	13,500	13,500
21	207	MERDINYAN Harutyun	 ARM	6.100	7,350	13,450	13,450
22	218	GENTGES Maxime	 BEL	5.600	7,750	13,350	13,350
23	246	HRIMECHE Zachari	 FRA	5.100	8,100	13,200	13,200
24	290	OCONEILL-INNS Jordan	 NZL	5.400	7,750	13,150	13,150
25	279	TVOROGAL Robert	 LTU	5.300	7,700	13,000	13,000
26	266	KALLAI Zoltan	 HUN	5.900	7,100	13,000	13,000
27	215	DYRMISHI Xheni	 AUT	5.500	7,250	12,750	12,750
28	226	MARTINEZ MORENO Andres	 COL	5.200	7,450	12,650	12,650





























RESULTS
MEN'S POMMEL HORSE FINAL



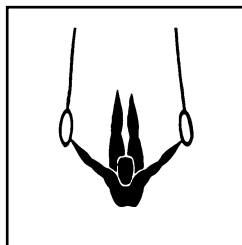
Rank	Bib	Name	NOC Code	D Score	E Score	Pen.	Total
29	273	ABU AL SOUD Ahmad	 JOR	5.800	6,850	12,650	12,650
30	270	SOROKINE Michael	 ISR	5.300	7,250	12,550	12,550
31	307	HSU Ping Chien	 TPE	5.700	6,700	12,400	12,400
32	239	TALLON FERNANDEZ Alberto	 ESP	4.900	7,300	12,200	12,200
33	309	VERNIAIEV Oleg	 UKR	6.800	5,400	12,200	12,200
34	224	PATERSON Cory	 CAN	5.200	6,550	11,750	11,750
35	256	TANTALIDIS Antonios	 GRE	5.300	6,300	11,600	11,600
36	263	SELMECZI Bank	 HUN	5.400	6,200	11,600	11,600
37	295	URSACHE Alexandru Andrei	 ROU	5.700	5,900	11,600	11,600
38	272	ALSQOUR Adham	 JOR	4.800	6,700	11,500	11,500
39	235	MOHAMED Omar	 EGY	4.500	6,750	11,250	11,250
39	281	NASSER Abderrazak	 MAR	4.500	6,750	11,250	11,250
41	238	PLATA RODRIGUEZ Joel	 ESP	5.300	5,850	11,150	11,150
42	212	JONES Mitchell	 AUS	4.900	5,750	10,650	10,650
43	203	GUTIERREZ Franco	 ARG	4.500	5,750	10,250	10,250
44	291	CHAN Amos	 NZL	3.900	5,900	9,800	9,800





RESULTS
MEN'S RINGS QUALIF.




Rank	Bib	Name	NOC Code	D Score	E Score	Pen.	Total
1	259	PETROUNIAS Eleftherios	 GRE	6.300	9,150	15,450	15,450
2	247	AIT SAID Samir	 FRA	6.200	8,700	14,900	14,900
3	308	CHEN Chih-Yu	 TPE	6.300	8,450	14,750	14,750
4	258	KONSTANTINIDIS Konstantinos	 GRE	6.200	8,500	14,700	14,700
5	208	DAVTYAN Vahagn	 ARM	6.300	8,400	14,700	14,700
6	309	VERNIAIEV Oleg	 UKR	6.000	8,550	14,550	14,550
7	277	TAKEDA Kazuyuki	 JPN	5.900	8,550	14,450	14,450
8	206	DAVTYAN Artur	 ARM	5.700	8,650	14,350	14,350
9	234	ELZAMZAMY Abdelrahman	 EGY	6.100	8,250	14,350	14,350
10	216	HÁ-CK Vinzenz	 AUT	5.900	8,400	14,300	14,300
11	236	ZHRAN Ali	 EGY	6.200	8,000	14,200	14,200
11	227	BOHORQUEZ Kristopher	 COL	6.200	8,000	14,200	14,200
13	253	NGUYEN Marcel	 GER	5.800	8,300	14,100	14,100
14	294	BATAGA Cristian Ioan	 ROU	5.800	8,150	13,950	13,950
15	240	LOPEZ Ruben	 ESP	5.700	8,150	13,850	13,850
16	249	TOBA Andr��as	 GER	6.000	7,800	13,800	13,800
17	228	CALVO MORENO Jossimar Orlando	 COL	5.500	8,150	13,650	13,650
18	239	TALLON FERNANDEZ Alberto	 ESP	5.700	7,950	13,650	13,650
19	204	VILLAFANE Daniel	 ARG	5.600	7,850	13,450	13,450
20	311	RADIVILOV Igor	 UKR	6.300	7,150	13,450	13,450
21	222	OEHRLEIN Ryan	 CAN	5.900	7,500	13,400	13,400
22	307	HSU Ping Chien	 TPE	5.100	8,050	13,150	13,150
23	205	MARTINEZ ERAZUN Osvaldo	 ARG	5.000	7,850	12,850	12,850
24	288	KOUDINOV Mikhail	 NZL	4.500	8,200	12,700	12,700
25	305	BROMAN William	 SWE	4.900	7,800	12,700	12,700
26	296	COTUNA Vlad Bogdan	 ROU	5.500	7,050	12,550	12,550
27	213	FUBENEGGER Michael	 AUT	5.800	6,650	12,450	12,450
28	265	DUDAS Norbert	 HUN	5.300	7,100	12,400	12,400

RESULTS
MEN'S RINGS FINAL




Rank	Bib	Name	NOC Code	D Score	E Score	Pen.	Total
29	209	SWAN Gabriel	 AUS	4.500	7,800	12,300	12,300
30	272	ALSQOUR Adham	 JOR	4.700	7,400	12,100	12,100
31	212	JONES Mitchell	 AUS	5.400	6,450	11,850	11,850
32	223	CACHIA Damien	 CAN	4.600	6,000	10,600	10,600











RESULTS
MEN'S VAULT QUALIF.




Rank	Bib	Name	NOC Code	D Score	E Score	Pen.	Total
1	292	DRAGULESCU Marian	ROU	5.600	9,350		14,950
				5.400	9,300		14,700
2	311	RADIVILOV Igor	UKR	5.600	9,450		15,050
				5.600	8,900		14,500
3	206	DAVTYAN Artur	ARM	5.600	9,400	-0.10	14,900
				4.800	9,700		14,500
4	309	VERNIAIEV Oleg	UKR	5.600	9,100	-0.30	14,400
				5.600	9,100		14,700
5	274	SATO Takumi	JPN	5.600	8,950	-0.10	14,450
				5.200	9,450		14,650
6	244	FRASCA Loris	FRA	5.600	9,050	-0.10	14,550
				5.600	8,850		14,350
7	233	NIN REYES Audrys	DOM	5.600	8,900		14,500
				5.200	9,000		13,900
8	209	SWAN Gabriel	AUS	5.200	9,200		14,400
				4.800	9,150		13,950
9	294	BATAGA Cristian Ioan	ROU	5.200	9,100	-0.10	14,200
				4.800	9,200		14,000
10	246	HRIMECHE Zachari	FRA	5.600	8,050		13,650
				5.200	9,250		14,450
11	277	TAKEDA Kazuyuki	JPN	5.200	8,850	-0.30	13,750
				4.800	9,300		14,100
12	242	SORAVUO Emil	FIN	4.800	9,000		13,800
				4.400	9,350		13,750
13	221	SHARAMKOU Yahor	BLR	5.200	9,200		14,400
				5.200	8,000		13,100
14	262	VEGA LOPEZ Jorge	GUA	5.600	8,000	-0.30	13,300
				5.200	9,000		14,200





RESULTS
MEN'S VAULT FINAL




Rank	Bib	Name	NOC Code	D Score	E Score	Pen.	Total
15	280	HOSSAINI Hamza	 MAR	5.200	8,950		14,150
				4.800	8,550		13,350
16	241	SAARENKETO Heikki	 FIN	5.200	8,850		14,050
				4.000	9,350		13,350
16	303	LIDBECK Filip	 SWE	4.800	9,250		14,050
				4.000	9,350		13,350
18	306	LEE Chih Kai	 TPE	5.200	8,250	-0.10	13,350
				4.800	9,050		13,850
19	234	ELZAMZAMY Abdelrahman	 EGY	4.800	9,250		14,050
				5.200	7,850		13,050
20	220	SANUVONH Dzianis	 BLR	5.200	8,250	-0.30	13,150
				4.800	8,900		13,700
21	204	VILLAFANE Daniel	 ARG	5.200	8,750	-0.30	13,650
				4.000	9,050		13,050
22	235	MOHAMED Omar	 EGY	5.200	8,050		13,250
				4.800	8,550		13,350
23	289	BISHOP David	 NZL	4.800	7,850	-0.30	12,350
				4.400	8,900		13,200
24	223	CACHIA Damien	 CAN	4.000	8,600		12,600
				5.200	7,700		12,900
25	203	GUTIERREZ Franco	 ARG	4.400	7,650	-0.10	11,950
				4.000	8,850		12,850
26	200	BOURGUIEG Mohamed Abdeldjalil	 ALG	5.200	8,700	-0.30	13,600
				0.000	0,000		0,000









RESULTS
WOMEN'S UNEVEN BARS FINAL




Rank	Bib	Name	NOC Code	D Score	E Score	Pen.	Total
1	4	DERWAEL Nina	 BEL	6.300	8,600	14,900	14,900
2	21	DE JESUS DOS SANTOS Melanie	 FRA	5.800	8,300	14,100	14,100
3	58	VARINSKA Diana	 UKR	5.900	8,150	14,050	14,050
4	50	IORDACHE Larisa Andreea	 ROU	5.900	7,900	13,800	13,800
5	23	CHARPY Lorette	 FRA	5.600	7,550	13,150	13,150
6	56	MOKOSOVA Barbora	 SVK	5.100	7,900	13,000	13,000
7	26	FENTON Georgia-Mae	 GBR	4.700	7,900	12,600	12,600
8	5	HERMANS Rune	 BEL	5.200	6,950	12,150	12,150

RESULTS
WOMEN'S BEAM FINAL




Rank	Bib	Name	NOC Code	D Score	E Score	Pen.	Total
1	50	IORDACHE Larisa Andreea	 ROU	6.500	7,800	-0.10	14,200
2	25	BOYER Marine	 FRA	5.700	7,900		13,600
3	27	FRAGAPANE Claudia	 GBR	5.600	7,600		13,200
4	21	DE JESUS DOS SANTOS Melanie	 FRA	5.200	7,700		12,900
5	100	WEVERS Sanne	 NED	5.900	7,100	-0.10	12,900
6	4	DERWAEL Nina	 BEL	5.200	7,600		12,800
7	31	VOSS Sarah	 GER	5.300	6,650	-0.10	11,850
8	13	HUSSEIN Farah	 EGY	4.800	6,550		11,350

RESULTS
WOMEN'S VAULT FINAL



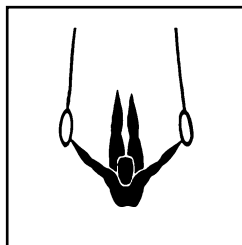
Rank	Bib	Name	NOC Code	D Score	E Score	Pen.	Total
1	22	DEVILLARD Coline	 FRA	5.800	8,500	14,300	14,250
				5.400	8,800	14,200	
2	32	DEVAI Boglarka	 HUN	5.400	8,750	14,150	14,025
				5.200	8,700	13,900	
3	29	TIMM Michelle	 GER	4.600	8,800	13,400	13,275
				4.600	8,550	13,150	
4	61	CHUSOVITINA Oksana	 UZB	4.600	8,450	13,050	13,225
				4.800	8,600	13,400	
5	31	VOSS Sarah	 GER	4.600	8,700	13,300	13,150
				4.600	8,400	13,000	
6	12	PENA ABREU Yamilet	 DOM	5.000	7,650	12,650	13,000
				5.000	8,350	13,350	
7	9	KAJIC Ema	 CRO	4.600	8,450	13,050	12,925
				4.400	8,400	12,800	
8	1	MADER Jasmin	 AUT	4.600	8,550	13,150	12,850
				4.000	8,550	12,550	




RESULTS
WOMEN'S FLOOR EXERCISE FINAL



Rank	Bib	Name	NOC Code	D Score	E Score	Pen.	Total
1	27	FRAGAPANE Claudia	GBR	5.600	8,300		13,900
2	50	IODACHE Larisa Andreea	ROU	5.500	8,150		13,650
3	58	VARINSKA Diana	UKR	5.200	8,050		13,250
4	25	BOYER Marine	FRA	5.100	8,100		13,200
5	5	HERMANS Rune	BEL	4.900	8,200		13,100
6	17	PEREZ Ana	ESP	5.000	7,950		12,950
7	21	DE JESUS DOS SANTOS Melanie	FRA	5.100	7,550	-0.10	12,550
8	49	CRISAN Ioana	ROU	5.000	6,050	-0.10	10,950

RESULTS
MEN'S RINGS FINAL




Rank	Bib	Name	NOC Code	D Score	E Score	Pen.	Total
1	259	PETROUNIAS Eleftherios	 GRE	6.300	9,200	15,500	15,500
2	247	AIT SAID Samir	 FRA	6.200	9,050	15,250	15,250
3	309	VERNIAIEV Oleg	 UKR	6.100	8,700	14,800	14,800
4	308	CHEN Chih-Yu	 TPE	6.300	8,500	14,800	14,800
5	258	KONSTANTINIDIS Konstantinos	 GRE	6.200	8,500	14,700	14,700
6	208	DAVTYAN Vahagn	 ARM	6.300	8,300	14,600	14,600
7	277	TAKEDA Kazuyuki	 JPN	6.100	8,450	14,550	14,550
8	206	DAVTYAN Artur	 ARM	5.700	8,550	14,250	14,250









RESULTS
MEN'S POMMEL HORSE FINAL




Rank	Bib	Name	NOC Code	D Score	E Score	Pen.	Total
1	275	SUGINO Takaaki	JPN	6.400	8,800		15,200
2	245	TOMMASONE Cyril	FRA	6.400	8,700		15,100
3	299	BERTONCELJ Saso	SLO	6.100	8,800		14,900
4	310	PAKHNIUK Petro	UKR	5.900	8,300		14,200
5	294	BATAGA Cristian Ioan	ROU	6.300	7,900		14,200
6	211	SELLATHURAI Prashanth	AUS	6.200	7,850		14,050
7	302	MICHNAK Slavomir	SVK	5.800	8,100		13,900
8	284	DEURLOO Bart	NED	5.600	7,500		13,100










RESULTS
MEN'S HORIZONTAL BAR FINAL




Rank	Bib	Name	NOC Code	D Score	E Score	Pen.	Total
1	287	ZONDERLAND Epke	 NED	6.400	8,400	14,800	14,800
2	284	DEURLOO Bart	 NED	6.300	8,450	14,750	14,750
3	276	TANAKA Yusuke	 JPN	6.300	8,150	14,450	14,450
4	248	AUGIS Axel	 FRA	5.900	8,450	14,350	14,350
5	275	SUGINO Takaaki	 JPN	5.500	8,400	13,900	13,900
6	232	SRBIC Tin	 CRO	6.400	7,350	13,750	13,750
7	254	BRETSCHNEIDER Andreas	 GER	6.600	7,050	13,650	13,650
8	243	BOULET Edgar	 FRA	5.900	6,600	12,500	12,500



RESULTS
MEN'S PARALLEL BARS FINAL




Rank	Bib	Name	NOC Code	D Score	E Score	Pen.	Total
1	309	VERNIAIEV Oleg	 UKR	6.700	8,550	15,250	15,250
2	310	PAKHNIUK Petro	 UKR	6.300	8,700	15,000	15,000
3	248	AUGIS Axel	 FRA	6.100	8,350	14,450	14,450
4	253	NGUYEN Marcel	 GER	6.200	8,250	14,450	14,450
5	296	COTUNA Vlad Bogdan	 ROU	5.600	8,300	13,900	13,900
6	279	TVOROGAL Robert	 LTU	5.500	8,350	13,850	13,850
7	287	ZONDERLAND Epke	 NED	5.800	7,900	13,700	13,700
8	278	KUZMICKAS Tomas	 LTU	5.500	7,950	13,450	13,450
9	277	TAKEDA Kazuyuki	 JPN	5.500	5,950	11,450	11,450









RESULTS
MEN'S VAULT FINAL



Rank	Bib	Name	NOC Code	D Score	E Score	Pen.	Total
1	233	NIN REYES Audrys	 DOM	6.000	9,000		14,875
				5.600	9,150		14,750
2	311	RADIVILOV Igor	 UKR	5.600	9,150	-0.10	14,775
				5.600	9,300		14,900
3	309	VERNIAIEV Oleg	 UKR	5.600	9,150		14,775
				5.600	9,200		14,800
4	292	DRAGULESCU Marian	 ROU	5.600	9,250		14,525
				5.800	8,500		14,200
5	274	SATO Takumi	 JPN	5.600	8,700		14,400
				5.600	8,900		14,500
6	206	DAVTYAN Artur	 ARM	5.600	8,750	-0.10	14,250
				4.800	9,350		14,150
7	209	SWAN Gabriel	 AUS	5.200	9,100	-0.30	13,825
				4.800	8,850		13,650
8	244	FRASCA Loris	 FRA	5.600	7,850	-0.10	13,050
				5.200	7,850		12,750

RESULTS
MEN'S FLOOR EXERCISE FINAL.



Rank	Bib	Name	NOC Code	D Score	E Score	Pen.	Total
1	262	VEGA LOPEZ Jorge	 GUA	6.000	8,350		14,350
2	310	PAKHNIUK Petro	 UKR	6.000	8,250	-0.10	14,150
3	292	DRAGULESCU Marian	 ROU	6.500	7,600		14,100
4	283	VERHOFSTAD Bram	 NED	5.900	8,250	-0.10	14,050
5	241	SAARENKETO Heikki	 FIN	5.700	7,950		13,650
6	268	DOLGOPYAT Artem	 ISR	6.600	6,950	-0.10	13,450
7	225	GONZALEZ Tomas	 CHI	6.200	6,850		13,050
8	309	VERNIAIEV Oleg	 UKR	6.000	6,900		12,900